

KINDERGARTEN

SUGGESTED SUMMER PRACTICE

- READ!!
- Questions/Discussion topics for reading
 - Who are the characters?
 - What is the sequence of events?
 - What is the story about?
 - Was there a problem in the story? How did it get solved?
 - Make a connection with the character or plot
- Math
 - Oral counting to 100
 - Addition and subtraction to ten
 - Number writing 1-10
 - Number recognition 1-20
 - Practice with double digit numbers
 - Extra challenge: math story problems
- Trick Words
 - Flashcards
 - Writing
 - Sensory- with shaving cream, sand, etc.
 - Bingo
 - Sight word detective search while reading
- Independent Journal Writing
 - Use inventive spelling for all words other than sight words
 - Spaces between words
 - End punctuation
 - Each word should have a beginning, middle and ending sound represented
 - Proper letter formation
- Judaic Studies
 - Practice tefillot
 - Practice brachot
 - Review Ivrit letters
- Promote independence/reinforce skills
 - Shoe tying
 - Dressing themselves- zipping and buttoning
 - Opening water bottles and food packaging
 - Using words to communicate needs

KINDERGARTEN

TRICK WORD LIST

1. I	21. she	41. yes	<u>Color Words</u>
2. a	22. are	42. this	Red
3. we	23. be	43. that	Orange
4. will	24. went	44. those	Yellow
5. and	25. said	45. could	Green
6. like	26. with	46. does	Blue
7. can	27. do	47. have	Purple
8. the	28. love	48. they	Pink
9. see	29. so	49. would	Grey
10. to	30. by	50. your	Black
11. is	31. as	51. because	Brown
12. was	32. come	52. who	White
13. me	33. has	53. what	
14. you	34. her	54. where	
15. my	35. his	55. when	
16. for	36. how	56. why	
17. go	37. now		
18. if	38. here		
19. then	39. of		
20. he	40. no		

KINDERGARTEN

HELPFUL READING TOOLS

Apps and Websites


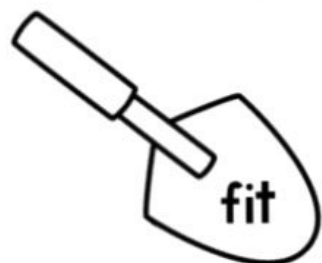
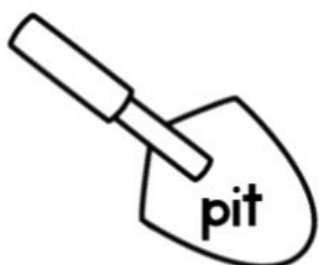


- [Sightwords.com](https://www.sightwords.com) - Great website to practice phonemic awareness and sight word skills. I recommend the "Games" section under the tab "sight words"
- Practice fluency on iPad App "one minute reader"
- [Reading Rockets](https://www.readingrockets.com) (This site offers articles, videos and blogs to support struggling readers)
- [ReadWriteThink.org](https://www.readwritethink.org)
 - This site has a tremendous amount of out-of-school literacy experiences for both reading and writing

Other Strategies

- Practice Phonemic Awareness skills
 - Rhyming games - What rhymes with ____
 - Beginning sound games - What starts with the sound "d", etc.
- Sight Word Practice
 - Finding sight words while driving around or around the house
 - See K sight word list (attached)
- Read to your children or have an older sibling or cousin read to your child. Being read to is so important!
- *Guided oral reading or "assisted reading"*: Encourage your son or daughter to read out loud, if he or she pauses at a word for more than 5 seconds, help him or her to sound out the word by breaking it up into parts and then blending the parts together. It is helpful to use a finger or a reading tracker for this activity.
- *Tandem reading*: Your child will read in tandem with an adult (adult adapts reading to child's pace; child leads). Encourage your child to signal when he or she wants to take over and then phase out your participation and only step in if your child needs help.
- *Echo read*: Read a portion of a text to your child and have them listen to your fluency, intonation and expression. Then have your child try to sound like you.

Name _____

Color each word by the code and write it below under its vowel sound.



Short I

Long I

Short I	Long I

Name: _____

Read the story, then select and write the correct answer.

The Sand

Dan and Meg went to the sand.

Meg had a red cup to dig.

Dan got a big clam.

Meg dug and got a slug.

They had fun in the hot sun!



Dan and Meg went to the

_____.

rock

sand

Dan got a big _____.

clam

grill

Meg dug and got a big

_____.

log

slug

Name: _____

Read the story, then select and write the correct answer.

Flip-Flops

Cam has red flip-flops.

She can flip and hop.

The flip-flops are on the rug.

Cam can run in the sun.

She had fun with her flip-flops!



She can _____ and
hop.

run

flip

The flip-flops are on the
_____.

log

rug

Cam can run in the
_____.

sun

sit

Name: _____

Read the story, then select and write the correct answer.

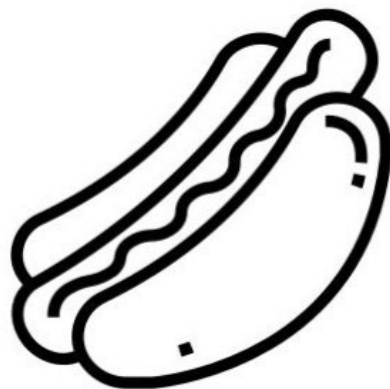
The Hot Dog

The hot dog is on the grill.

It gets hot and puffs up.

Chad runs to get the thin bun.

He shuts the grill and puts the hot dog
in the bun.



The hot dog is on the

_____.

grill

grass

Chad runs to get the

_____ bun.

big

thin

He _____ the grill.

shuts


gets

Name: _____

Read the story, then select and write the correct answer.

Sun Block

Tim and Kim got sun hats and sun
block. They went to the big sand hill.
Kim got a red bag from the van.
Tim had fun in the hot sun.
Mom said, "Put on sun block!"



Tim and Kim got sun
_____ and sun block.

hats

tans

They went to the big sand
_____.

spot

hill

Mom said, "Put on sun
_____."

block

spots

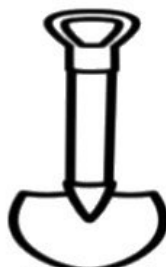
Name: _____

Date: ____/____/____

Digraph Sort

ch

sh



Name: _____


Read the story, then select and write the correct answer.

Gum in the Sun

Sam had gum at the big sun hut.

He sat in the sun with his red gum.

The gum had a pop! Sam had fun
in the hot sun. He ran to the fan
for a nap.



Sam had gum in the big sun

hat

hut

He sat in the sun with his

_____ gum.

hot

red

The gum had a _____

pop

bop

Name _____

Search & Tally Digraphs


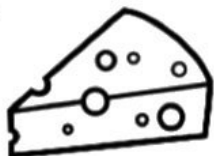

Find and Color the word the correct color.
Tally how many you find. Answer the questions.

ch

sh

th

wh



Which digraph did you find the most of? _____


Which digraph did you find the least of? _____

Which two had the same number of words? _____

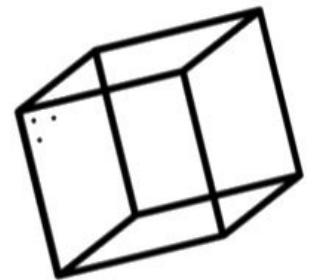

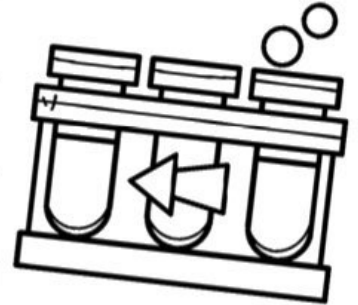
Name: _____

Find and Color

Find the word. Color the picture. Write the word.



I	P	T	S	Z	O	R	U
U	G	Z	E	R	U	L	E
C	U	B	E	Q	Z	Z	D
Q	M	M	H	F	T	M	W
C	U	T	E	Z	U	K	J
F	L	T	J	U	B	R	U
M	E	J	R	N	E	C	H
C	I	B	T	U	N	E	L



o tune

o cute

o mule

o cube

o fume

o rule


o tube

Name: _____

Read the story, then select and write the correct answer.

Lunch in the Sun

Chad and Beth sit in the sun. They have a lunch with fish and chips. Beth shuts the box and gets a nap. Chad has a sip and a big chomp. The sun is hot, but the lunch is fun!



They had a lunch with fish
and _____.

chips

nuts

Beth _____ the box and
gets a nap.

shuts

gets

Chad has a sip and a big
_____.

nap

chomp

Name: _____

Review the words below.

said
me

Map the words. Write one sound in each box. Write the silent e on the line.

some

--	--	--

come

--	--	--

Read 3 times. Highlight the CH words.

Chad and Rich chop some logs. Chad falls and hits his chin. Rich runs to check on Chad.

“Come sit. Let me see the cut,” said Rich.

“I am OK,” said Chad. “It is not such a big cut.”



Color the picture that matches the story.



Chad fell and hit his ____.

- ☐ chin.
- ☐ leg.
- ☐ chest.

Sentence : Repeat. Count. Write. Reread.

Name: _____




Jake and Dane



Read and circle the long vowel 'a' words.

Jake and Dane like to play. They go to the lake. Jake eats a cake in the cave. Dane puts on a cape. They play 'ape on a rake'. Oh no, it is late. Jake and Dane run home.

Draw your favorite part of the story:



Mixed Blends & Digraphs

Read the passage and answer the questions



Brad and Chad are best friends. They like to play in the big shed in the back of Brad's house. They have a red sled they use to slide down the hill. One day, they found a small frog. They named it Fred. Fred was glad to have friends. Now, Brad, Chad, and Fred play together every day.

1. What is the name of the frog in the story?

2. Who are the friends of the frog?

3. Where do they play every day?

Directions: Read the story. Answer the questions.

Kate made a cake. Jake came.
"Make a wish," Kate said. They
ate the cake. Kate gave Jake a
gift. The gift was a game. Kate
and Jake had a lot of fun. Kate
gave Jake a wave. Jake gave Kate
a hug.



1. What did Kate make for Jake?

- ☐ a box
- ☐ a cake
- ☐ a map

2. What did Jake get from Kate?

- ☐ a gift
- ☐ a mop
- ☐ a rock



3. What gift did Jake get?

The gift Jake got was a _____.

Name: _____

Date: _____

Color by LONG Vowel

Long a

red

Long i

orange

Long o

yellow

Long u

pink

broke

grape

drive

flute

prune

slide

globe

snake

stove

plane

Finish the sentence using the correct word above.

At the park, there is a
swing and a _____.

