

# Summer Review




this belongs to:

---


Name: \_\_\_\_\_

# Counting Fish


Cut and glue the ordinal number word to the matching number fishbowl.




**1st**




**2nd**




**3rd**




**4th**




**5th**




**6th**




**7th**



**8th**



**9th**



**10th**

Copyright © A Dab of Glue Will Do

tenth

first

second

seventh

fifth

third

eighth

sixth








fourth

ninth

Name: \_\_\_\_\_

# Popcorn Time!







Read the clock and write the time.



Name: \_\_\_\_\_

# Ice Cream Time!

Cut out the times and glue them to the matching analog clock ice cream cone.



Copyright © A Dab o' Glue Will Do

3:00

11:00

5:30

8:30


4:00

2:30

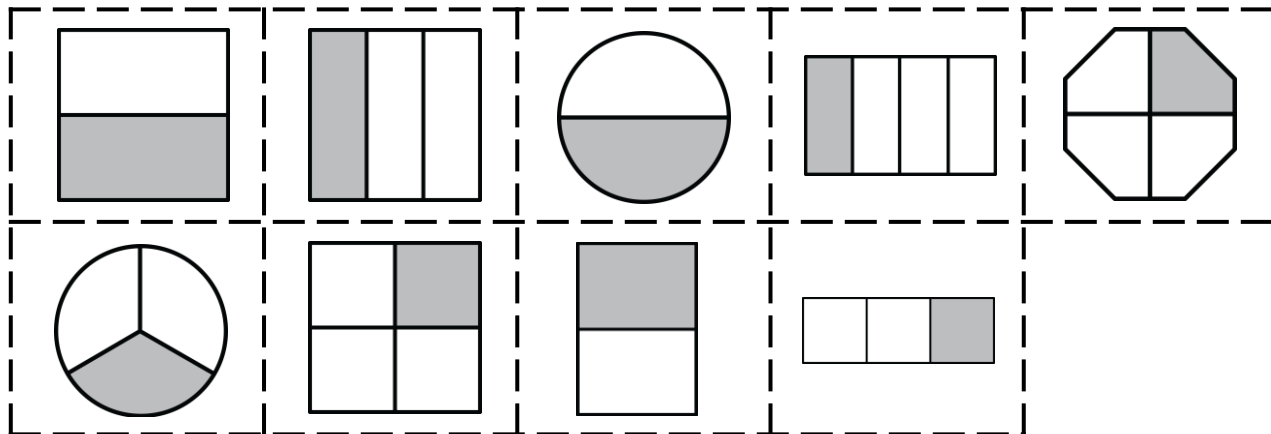
Name: \_\_\_\_\_

# Floating for Fractions

Cut and glue the fractions on the correct float.



Copyright © A Dab o' Glue Will Do



Name: \_\_\_\_\_










# Vacation Days

Write  $<$ ,  $>$ , or  $=$  in the sun to compare the two numbers.

$>$  means greater than

$<$  means less than

$=$  means equal to





Name: \_\_\_\_\_


# Mermaid Missing Numbers


Look at the two numbers. What number is in between?


Write the number on the starfish.


74, , 76


32, , 34


28, , 30


90, , 92


19, , 21


60, , 62

53, , 55

87, , 89

51, , 53


68, , 70



Name: \_\_\_\_\_

# Graphing

Color each type of item a different color. Count how many of each item there is and graph the results.












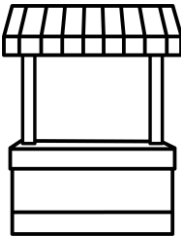



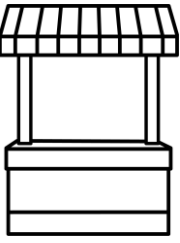

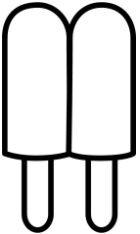


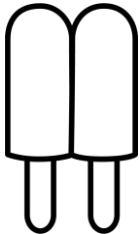


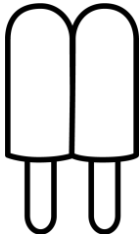









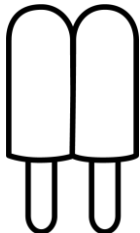


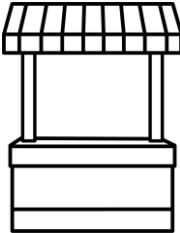
<b>sunscreen</b>	<b>swimsuit</b>	<b>flip flops</b>	<b>sunglasses</b>	<b>shorts</b>






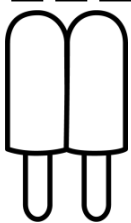

Name: \_\_\_\_\_

# Popsicle Patterns

Cut and glue the correct object to complete each pattern. Color the pictures.

Copyright © A Dab of Glue Will Do

				
---	---	---	--	---


Name: \_\_\_\_\_

# 2D Shapes

Color, cut, and glue the pictures into the row that has the matching shape name.

<b>circle</b>	
<b>square</b>	
<b>rectangle</b>	
<b>triangle</b>	

Copyright © A Dab of Glue Will Do



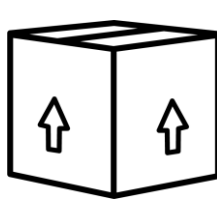
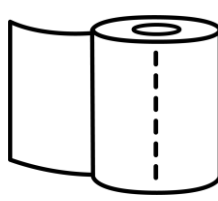




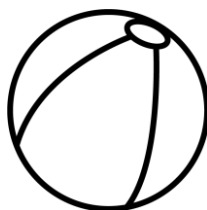



Name: \_\_\_\_\_

# 3D Shapes

Color, cut, and glue the pictures into the row that has the matching shape name.

<b>cone</b>	
<b>cylinder</b>	
<b>cube</b>	
<b>sphere</b>	

Copyright © A Dab of Glue Will Do



Name: \_\_\_\_\_

# Summer 2D Shapes

Use the word box to label the shapes. Color the pictures.

rectangle


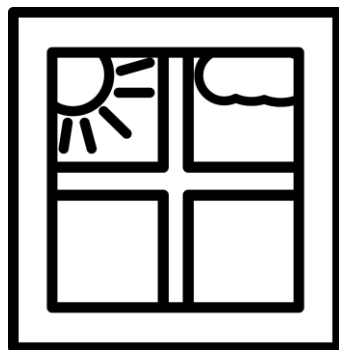


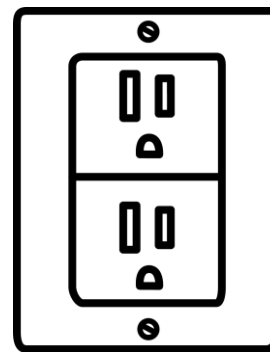
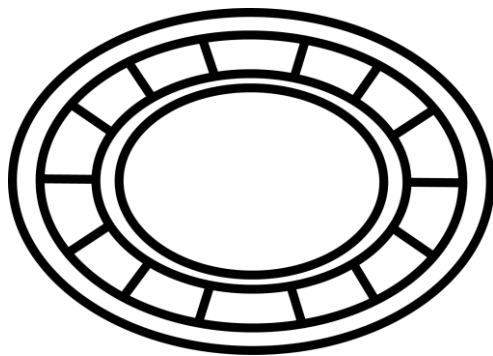
triangle

diamond

circle

square

oval



Name: \_\_\_\_\_

# Summer 3D Shapes

Use the word box to label the shapes. Color the pictures.

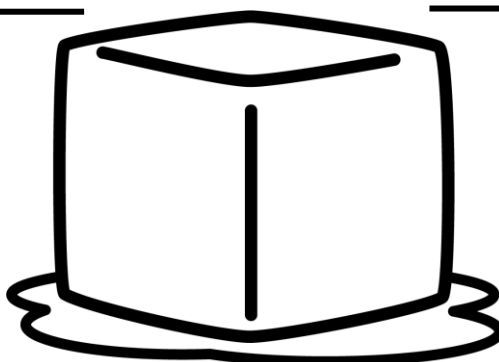


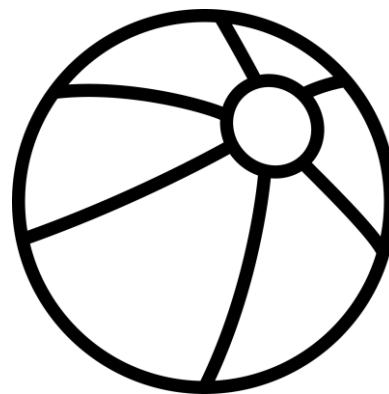
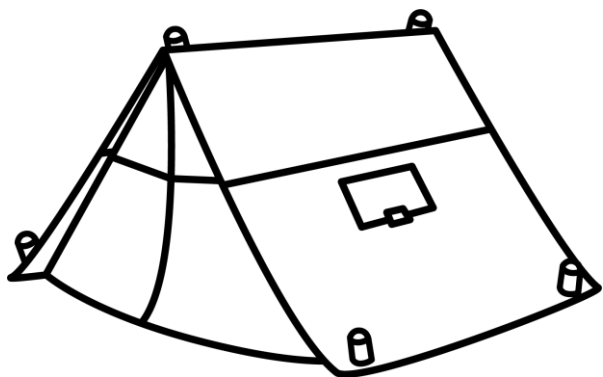
cone

sphere

cylinder

pyramid






cube



Name: \_\_\_\_\_

# Vacation Spending

Count the coins. Write the total and glue the item purchased.


	Total	Item
		
		
		
		
		

Copyright © A Dab of Glue Will Do

\$ .32



\$ .14



\$ .26



\$ .16



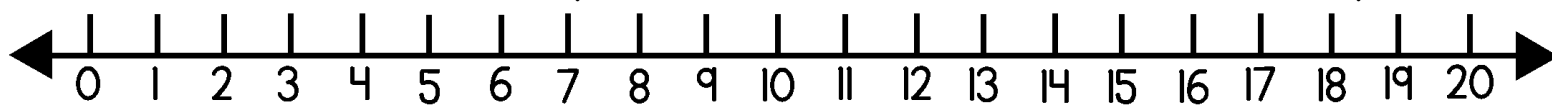
\$ .50



Name: \_\_\_\_\_

# Adding to 20

Solve the addition problems. Use the number line to help.



$$\begin{array}{r} 10 \\ + 4 \\ \hline \end{array}$$

$$\begin{array}{r} 3 \\ + 15 \\ \hline \end{array}$$

$$\begin{array}{r} 20 \\ + 0 \\ \hline \end{array}$$

$$\begin{array}{r} 13 \\ + 6 \\ \hline \end{array}$$

$$\begin{array}{r} 9 \\ + 8 \\ \hline \end{array}$$


$$\begin{array}{r} 12 \\ + 2 \\ \hline \end{array}$$

$$\begin{array}{r} 17 \\ + 0 \\ \hline \end{array}$$

$$\begin{array}{r} 14 \\ + 4 \\ \hline \end{array}$$

$$\begin{array}{r} 11 \\ + 5 \\ \hline \end{array}$$

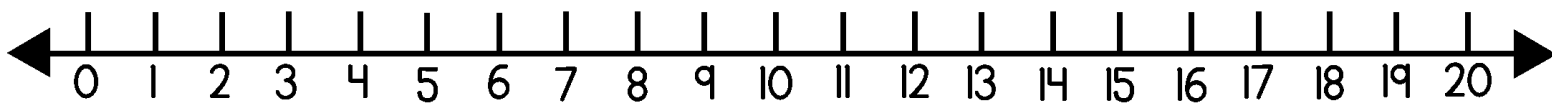
$$\begin{array}{r} 16 \\ + 3 \\ \hline \end{array}$$



Name: \_\_\_\_\_

# Subtract to 20

Solve the subtraction problems. Use the number line to help.



$$\begin{array}{r} 17 \\ - 4 \\ \hline \end{array}$$

$$\begin{array}{r} 13 \\ - 1 \\ \hline \end{array}$$

$$\begin{array}{r} 20 \\ - 0 \\ \hline \end{array}$$

$$\begin{array}{r} 15 \\ - 5 \\ \hline \end{array}$$

$$\begin{array}{r} 14 \\ - 11 \\ \hline \end{array}$$

$$\begin{array}{r} 16 \\ - 4 \\ \hline \end{array}$$

$$\begin{array}{r} 19 \\ - 2 \\ \hline \end{array}$$

$$\begin{array}{r} 18 \\ - 5 \\ \hline \end{array}$$

$$\begin{array}{r} 11 \\ - 3 \\ \hline \end{array}$$

A cartoon car with a smiling face, a surfboard on the roof, and a sign that says "THE LONG WINTER". It is parked on a beach with palm trees and a signpost pointing to "Beach" and "Boardwalk". The car's license plate says "SNWBRIK".

$$\begin{array}{r} 12 \\ - 4 \\ \hline \end{array}$$



Name: \_\_\_\_\_

# Color by Code

Add or subtract and color using the key.

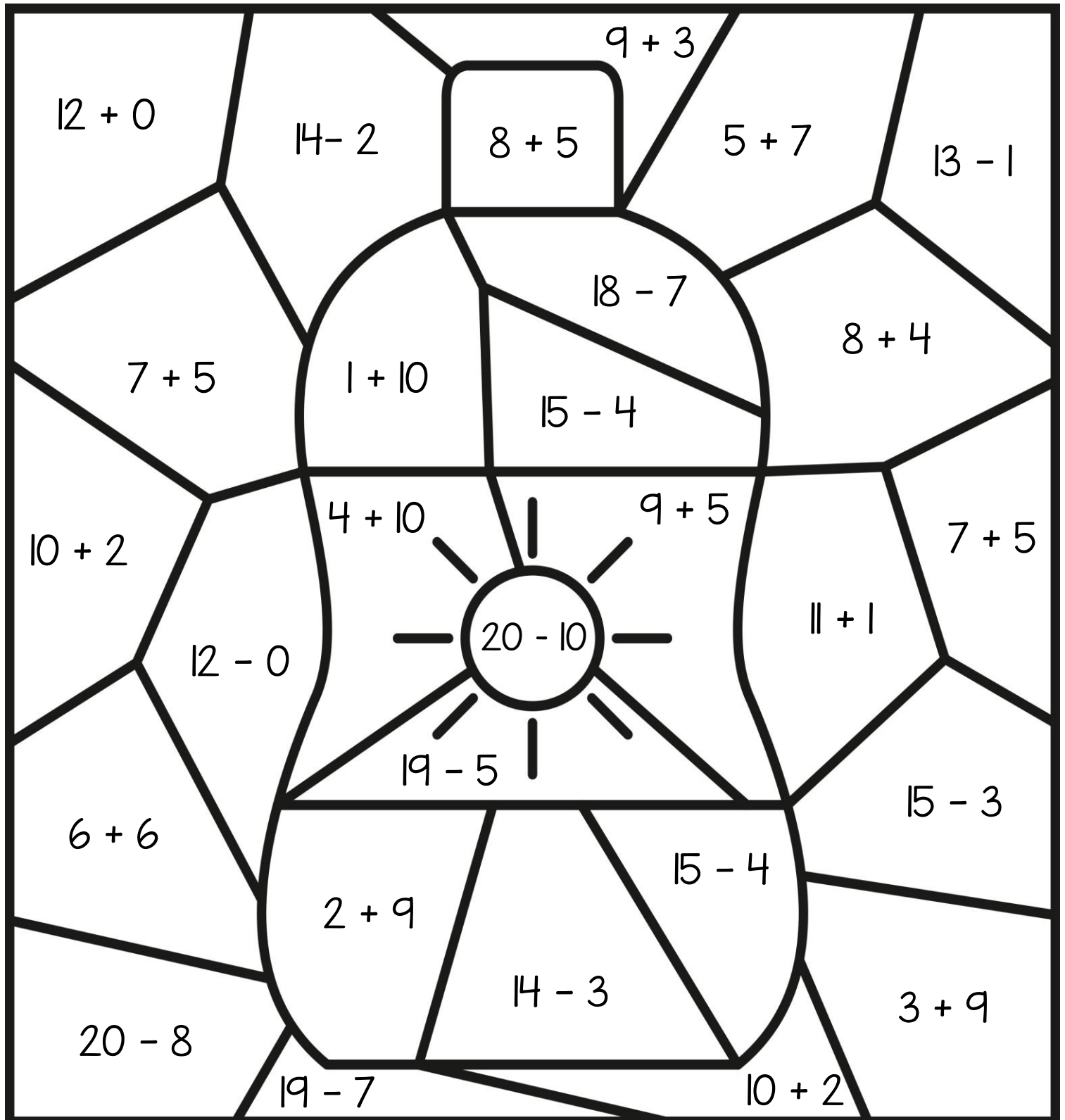
11 - pink

10 - yellow

12 - blue

13 - green

14 - orange

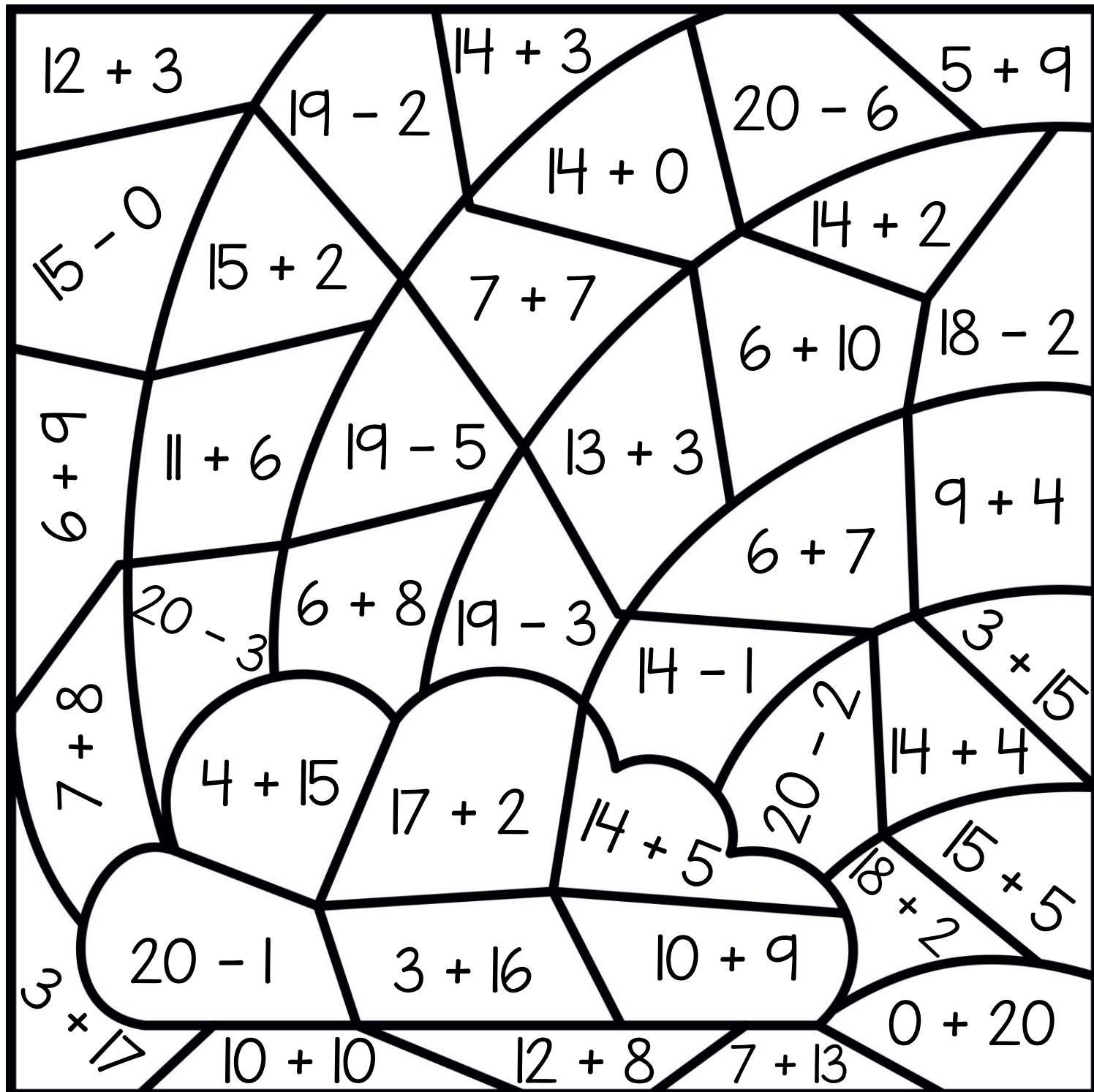


Name: \_\_\_\_\_

# Color By Code

Add or subtract and color using the key.

13 - blue	14 - yellow	15 - red	16 - green
17 - orange	18 - purple	19 - white	20 - dark blue



Name: \_\_\_\_\_

# Summer Addition Stories

Read the word problem and draw a picture to solve it. Write a number sentence to match.



Sally had three popsicles and Molly had two. How many did they eat altogether?

\_\_\_\_\_ + \_\_\_\_\_ = \_\_\_\_\_




Sam made one sandcastle. Meg made two sandcastles. How many sandcastles did they make in all?

\_\_\_\_\_ + \_\_\_\_\_ = \_\_\_\_\_



Ryan found six shells at the beach. His sister found four. How many shells did they find in all?

\_\_\_\_\_ + \_\_\_\_\_ = \_\_\_\_\_



Jane lost two teeth. Jack lost four. How many teeth have they lost in all?

\_\_\_\_\_ + \_\_\_\_\_ = \_\_\_\_\_

Name: \_\_\_\_\_

# Summer Subtraction Stories

Read the word problem and draw a picture to solve it. Write a number sentence to match.



Sammy saw seven dolphins in the ocean. Two swam away. How many does she see now?

\_\_\_\_\_ - \_\_\_\_\_ = \_\_\_\_\_



George brought nine beach balls to the pool. He lost three of them. How many does he have left?

\_\_\_\_\_ - \_\_\_\_\_ = \_\_\_\_\_



Lexi and Jon found nine frogs. Six hopped away. How many do they still have?

\_\_\_\_\_ - \_\_\_\_\_ = \_\_\_\_\_








Laura had fifteen pieces of chocolate. She ate four of them. How many does she have left?

\_\_\_\_\_ - \_\_\_\_\_ = \_\_\_\_\_

Name: \_\_\_\_\_

# After Me, I See...

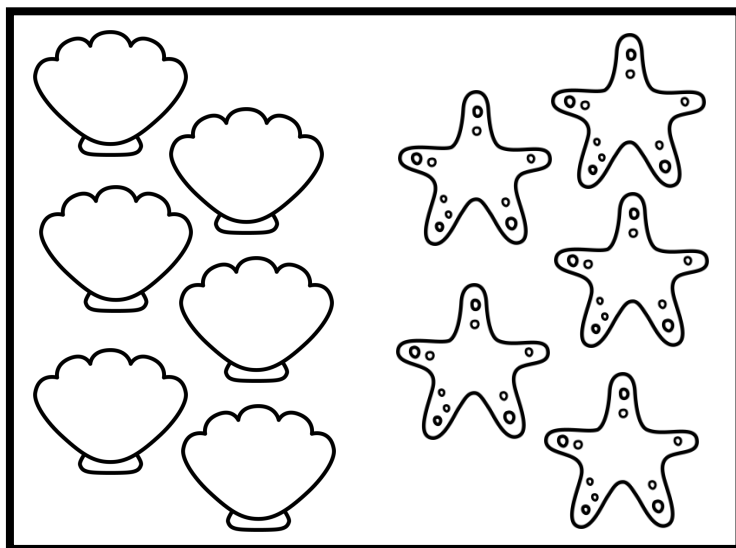


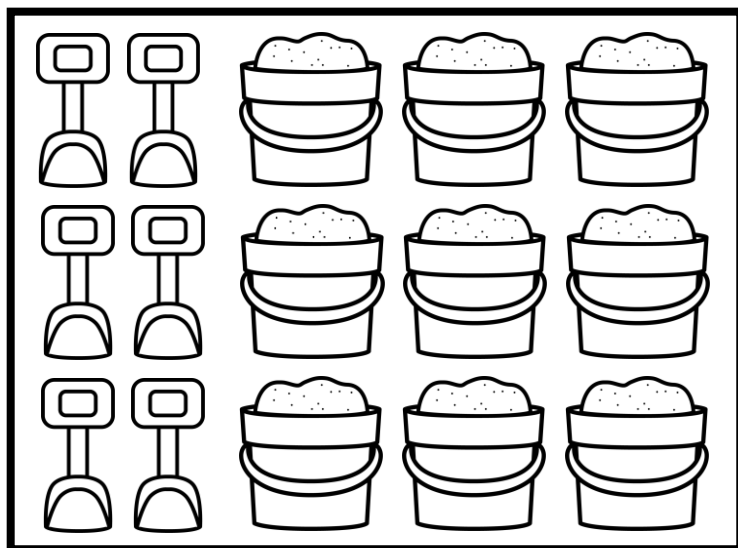
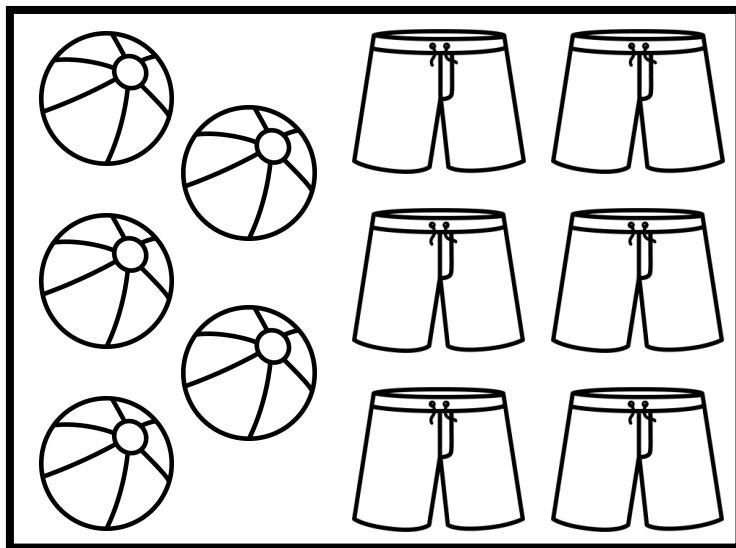
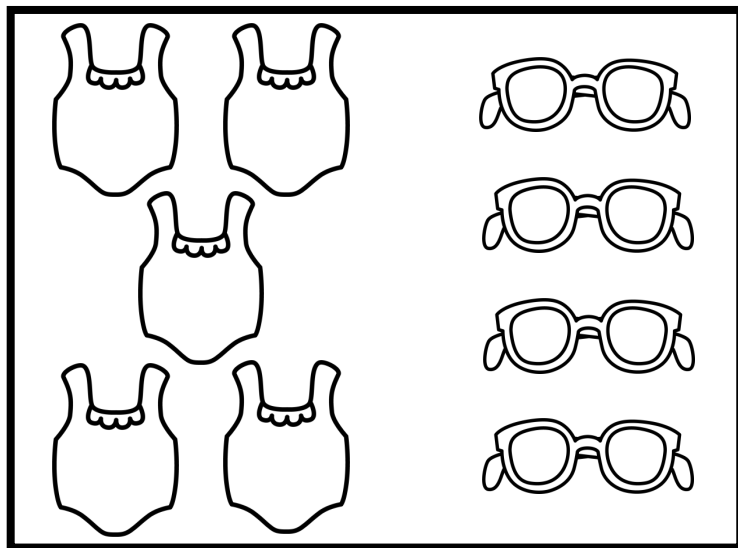
Read the first number, then write the numbers that come next.



Name: \_\_\_\_\_

# Yes for Less




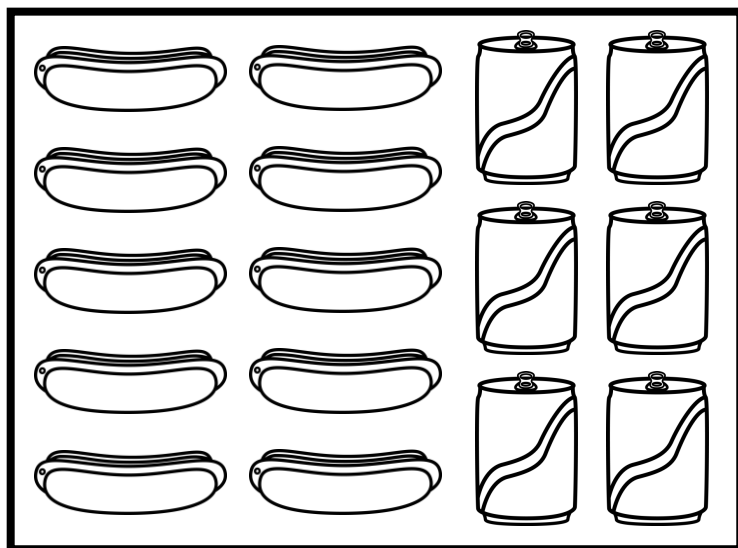


Count the two groups of pictures in each box. Circle the group that is **LESS**.



Name: \_\_\_\_\_

# More Please

Count the two groups of pictures in each box. Circle or color the group that is **MORE**.





Name: \_\_\_\_\_

# Travel Money

Color each coin using the key.

quarter - **blue**

dime - **green**

nickel - **yellow**

penny - **pink**











Name: \_\_\_\_\_

# Color Me Short

Color the object that is the shortest in the box.



Name: \_\_\_\_\_

# Subtraction Problems

Read the word problem. Draw a picture to show the problem and write the subtraction sentence.

She had 10 pool floats. 3 got torn. How many are left?

He saw 17 bubbles. 7 popped. How many are left?

I had 15 popsicles. 2 were eaten. How many are left?

You brought 13 hotdogs. 8 were eaten. How many are left?

We saw 18 butterflies. 3 flew away. How many are left?

Name: \_\_\_\_\_

# Addition Problems

Read the word problem. Draw a picture to show the problem and write the addition sentence.

He sees 12 frogs and 3 turtles. How many in all?

She has 11 pails and 7 shovels. How many in all?

I found 14 seashells and 6 starfish. How many in all?

We have 3 hamburgers and 16 hotdogs. How many in all?

There are 9 mermaids and 5 shells. How many in all?

Name: \_\_\_\_\_

# Fluency sentences

Read each sentence 3 times. Put a check ✓ in a box each time you read a sentence.

1 Ben twists off lids off of jars.			
2 They can rest and get some drinks.			
3 Can you please get some stamps now?			
4 You can chop the stump down now.			
5 The tot crept up to her dad.			
6 How did the skunk smell?			
7 The skunk really stinks!			
8 I sat down on a clump of grass.			
9 How many pranks did they pull?			
10 The blimp did not go fast at all.			
11 We must stand to sing many songs.			
12 Russ slept in his cot.			
13 Brad will blend that drink for you.			

**Tricky Words:** was play time match come before

Review the tricky words. **Box** the welded sounds in each word.  
(Hint: **-ang, -ing, -ong, -ung**) Read the story.

## The Ping-Pong King

The king was a ping-pong champ! He did play ping-pong all the time. When he won a match, he did ring the gong. His gang did come to see him play. It was a long time before he lost a match. He was sad but did not stop. He did play for a long time until he won a ring. The king was so glad! He sang a song and had a big bash.

**Story Review: Circle yes or no.**

- |                                   |           |
|-----------------------------------|-----------|
| * Have you ever played ping pong? | yes or no |
| * Have you ever won something?    | yes or no |
| * Does song rhyme with gong?      | yes or no |
| * Was the king happy?             | yes or no |

Review the tricky words. **Box** all the welded sounds in each word. Read the story.

## The Bunk Fall

Sam was so glad to get a bunk bed for his room when he was ten. He ran to ask a pal over. Sam and his pal can sleep in the bunk beds. Sam had to go on the top bunk. Sam went up the rungs to the top. His long leg did slip and he had a fall from the bunk. Bam! Bang! Plunk! Sam did wish he had wings. He will call for his mom. His mom ran from the hall to Sam's room. Sam did think he had a bump on his leg. His leg hit the wall and his fan when he had the big fall. Sam will thank his mom and his pal and said, "I am o.k."

-er  
(superlative)

## HOTTER DAYS OF SUMMER

As summer went on, the days got hotter. Tim and Sally found ways to stay cool by drinking cold lemonade and playing in the sprinkler. They even had water balloon fights to beat the heat.



1

How did the days change as summer went on?

2

What did Tim and Sally do to stay cool?

3

What was their favorite way to cool off?



Name \_\_\_\_\_

# Add s or es?

The suffix s is added to most plural nouns, but es is added when a new syllable is formed.

Read the word and decide what suffix to use.

Example: kiss + es = kisses



Example: bug + s = bugs



fox + \_\_\_\_\_ = \_\_\_\_\_

book + \_\_\_\_\_ = \_\_\_\_\_

pillow + \_\_\_\_\_ = \_\_\_\_\_

box + \_\_\_\_\_ = \_\_\_\_\_

dish + \_\_\_\_\_ = \_\_\_\_\_

pig + \_\_\_\_\_ = \_\_\_\_\_





# The Name

Shane and Kate drove a long time to Pine Lake. Shane and Kate must hike five miles. They must trek to a big, whale-of-a cave and give it an up-to-date name.

The long trek was more or less complete. The square-like shape of the cave was next to a huge shrub. Ten strides left, nine, seven, six, five... Shane and Kate had smiles while close to the cave gate. The gate was made of branches. Shane and Kate had to think of a name for the cave. Kate could scribe the name with the use of mud and a stick. She must jot the name on a fake white plate.

The name that Shane and Kate chose for the cave was...





# The Name: Comprehension

1. What name should they give this cave?

---

2. Who will scribe the name of the cave?

---

3. Which lake did Shane and Kate drive to?

---

4. Describe the cave.

---


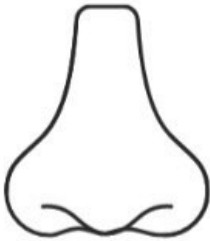



5. Underline the Magic E words you see in this passage.



Name \_\_\_\_\_

# LONG AND SHORT VOWELS

Tick (x) in the correct boxes

Words	Long	Shurt
 <b>e</b> gg	X	
 <b>n</b> ose		
 <b>r</b> ose		
 <b>p</b> en		
 <b>h</b> ome		

## TEAM IE

# Feed Him Flies



My baby brother always cries! One time, I gave him a whole pie to make him happy. I got in BIG trouble! Another time I tried to make him laugh with dad's tie. I accidentally tied him up. I got in BIG trouble, AGAIN! Mom just pats him on the back and feeds him potpies. I think she should try feeding him fried flies. Do you have a baby brother? I can share mine!



- 1 Color a smiley face after reading the story
- 2 Read the story a second time Circle or highlight all of the ie words Color the second smiley face
- 3 Who is telling the story? How do you know?

4 How do you think the older sibling feels about his or her baby brother?

5 What does the baby brother eat?

6 Read the story a third time. Use expression! Color the third smiley face.

7 Write an adjective from the story

## FIND IT! WRITE IT!

Write all of the ie words from the story.

This image shows a full page of handwriting practice paper. It contains ten identical sets of horizontal guidelines arranged vertically. Each set is composed of three lines: a solid top line, a dashed middle line, and a solid bottom line, providing a structured space for practicing letter formation and alignment.



Name \_\_\_\_\_

# The Farm



Directions: Read the story. Underline all the words with "ar" in it. Circle the correct answers to the questions below.

We like to visit a farm far away. This farm is not like most farms. We see funny things at the farm. You can see sharks at this farm. The sharks like to play the harp in the barn. Also, the sharks like to make art in the yard. The sharks work hard in the garden, too. When it is dark, the sharks like to watch the stars sparkle in the sky. After you visit the farm, the sharks will send you a card. The farm is very funny.

1. What is the main idea?
  - a. The sharks work hard in the garden.
  - b. You can see funny things at the farm.
  - c. Sharks like to eat fish.
  
2. What is NOT a detail from the story?
  - a. The sharks like to play the harp in the barn.
  - b. The shark and hermit crab play games.
  - c. The sharks like to watch the stars sparkle.

\*Think about what you see in your mind in this story. Draw a picture of it on the back.

Name \_\_\_\_\_

## Double the Final Consonant Practice

When a word ends in a vowel followed by one consonant, you need to double the final consonant before adding -ing and -ed.

Double the Final Consonant	Don't Double

touch	wait	tip	stay
drip	chop	mark	ram
jog	print	bag	reach

Name \_\_\_\_\_

## Double the Final Consonant Practice

When a word ends in a vowel followed by one consonant, you need to double the final consonant before adding -ing and -ed.

Complete the chart to practice

Base Word	Add <i>-ed</i>	Add <i>-ing</i>
beg		
trap		
mop		
clip		
nod		
pat		
slam		
sob		

A Special Bond

There was a girl named Amber.

She had a pet tiger named Jasper.

Every summer, they went to the park to play.

Amber loved to run and swim in the river.

She built a little house for Jasper.

They enjoyed the sunny weather.



Answer the questions from the story

1. When do Amber and Jasper go to the park?

-----  
-----

2. What activities does Amber enjoy doing at the park?

-----  
-----

3. What did Amber build for Jasper?

-----  
-----





Name: \_\_\_\_\_

4.2

ee, ea, e



green	beach	feet	bean
treat	keep	me	leap

1. I ate a yummy \_\_\_\_\_.
2. The \_\_\_\_\_ has lots of sand.
3. Jack had a magic \_\_\_\_\_.
4. She will \_\_\_\_\_ over the fence.
5. \_\_\_\_\_ is my favorite color.
6. His \_\_\_\_\_ stink!
7. Please \_\_\_\_\_ this safe.
8. Come swing with \_\_\_\_\_!

# e-d Makes Three

Directions: The suffix -ed can make three different sounds! Read each word and color the box the same color as it's ending sound.

wanted
picked
buzzed
beeped
needed
cheered
added
camped
filled
ended
passed
loved
lifted
wished

**ed** Blue

**d** Red

**t** Green

**S-BLENDS SENTENCES**

Directions: Read the sentences. Circle the words that have beginning s-blends.

Tim slid on a red sled.

The lid did slam on the bin.

Pam can mop up the spot on the rug.

A bug sat snug in a rug.

Did Dan slip on the rug?


Can you snap?

Name \_\_\_\_\_

Set a timer. Read the words as fast as you can.  
Record your time. Repeat.

©K. L. Lacy/FirstSchool.org

# Read *for* Speed



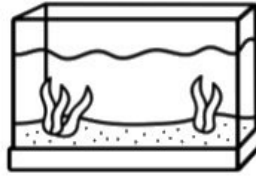
bran	prop	crab	trot	crop
grim	crop	crib	drip	drum
drop	prod	brat	print	trip
grab	trap	trust	grip	drum
grub	grid	grid	drop	frog
crib	grip	trim	brim	trek

Reading #1 Time \_\_\_\_\_  
Reading #2 Time \_\_\_\_\_  
Reading #3 Time \_\_\_\_\_  
Reading #4 Time \_\_\_\_\_  
Reading #5 Time \_\_\_\_\_



Name: \_\_\_\_\_ Date: \_\_\_\_\_

Write each word above the matching picture.



Word  
Bank:

honk

stung

tank

strong

ring

wink

skunk

hang

Name: \_\_\_\_\_

Drop the E to add Suffix

## The Fun Day.

One day, Sam and his dog, Max, are playing at the park. Sam is riding his bike. Max is running by his side. They are having fun in the sun! Sam sees a big kite flying in the sky. Sam wants to fly a kite too. He asks his mom to help him. They go to the store and get a kite. Now, Sam is smiling as he is pulling the string. Max is jumping with joy! They are so happy playing together. What a fun day!

1. What does Sam want to fly?

---



---



---

2. Where do Sam and his mom go to get the kite?

---



---



---

3. What might you need to bake a cake?

---







---







---

Name: \_\_\_\_\_ Date: \_\_\_\_\_

Fill in the missing blends.

 ____ ee	 ____ ock	 ____ og	 ____ ider
--	---	---	--

 ____ ar	 ____ ower	 ____ ail	 ____ ab
---	---	---	--

Write 3 words that begin with the **st** blend.

1 \_\_\_\_\_

2 \_\_\_\_\_

3 \_\_\_\_\_

### Color by Blend

bl = blue

cl = yellow

fl = red

gl = green

clam	flat	glide	class
block	cliff	blimp	flag
glass	blast	flash	clap